

# COVID-19 COCONINO COUNTY WEEKLY UPDATE

Morbidity and Mortality Weekly Report (MMWR)  
Week 40 (9/27/2020 – 10/03/2020)

COCONINO COUNTY  
*October 9, 2020*

# Situation Summary



MMWR Week 40 (9/27/2020-10/03/2020)

**A total of 4,254 confirmed COVID-19 cases have been reported among Coconino County residents through week 40.**

**Deaths: 138** (3% of cases)

**Probable Deaths: 5**

**Recovered Cases: 3,198**

(75% of cases)

**Hospitalizations: 631**

(15% of cases)

## Cases Reported Week 40 (September 27 - October 3, 2020):

**162**  
Confirmed  
Cases

**2,362**  
Negative  
Cases

**109.2**  
Rate per  
100,000

**4.4%\***  
Positivity  
Yield

## Community Transmission

- Coconino County has a current **incidence rate of 109.2 per 100,000**, **percent positivity of 4.4%\***, and **COVID-19-Like-Illness incidence (CLI) of 2.3%\*\***.
- Coconino County is currently at a **moderate** level of community transmission.

Benchmarks	Minimal	Moderate	Substantial
Cases	<10 cases/100,000	10-100 cases/100,000	>100 cases/100,000
Percent Positivity	<5%	5-10%	>10%
COVID-19-Like-Illness	<5%	5-10%	>10%

The Arizona Department of Health defines community spread levels with the thresholds outlined in the table above. These thresholds are consistent with the national standards set by Coronavirus Task Force.

*\*Percent positivity was calculated using only ELR data due to insufficient reporting.*

*\*\*Incidence rate and percent positivity data are from week 40 (CLI data from week 39 due to reporting lag). CLI is reported using hospital surveillance from the ADHS dashboard at the county level. Not all county hospitals are reporting CLI. Percent positivity numbers may differ from ADHS, as ADHS does not include non-electronic lab reports in % positivity calculations*

## Cumulative Counts (March 15, 2020- October 3, 2020):

**4,254  
Confirmed  
Cases**

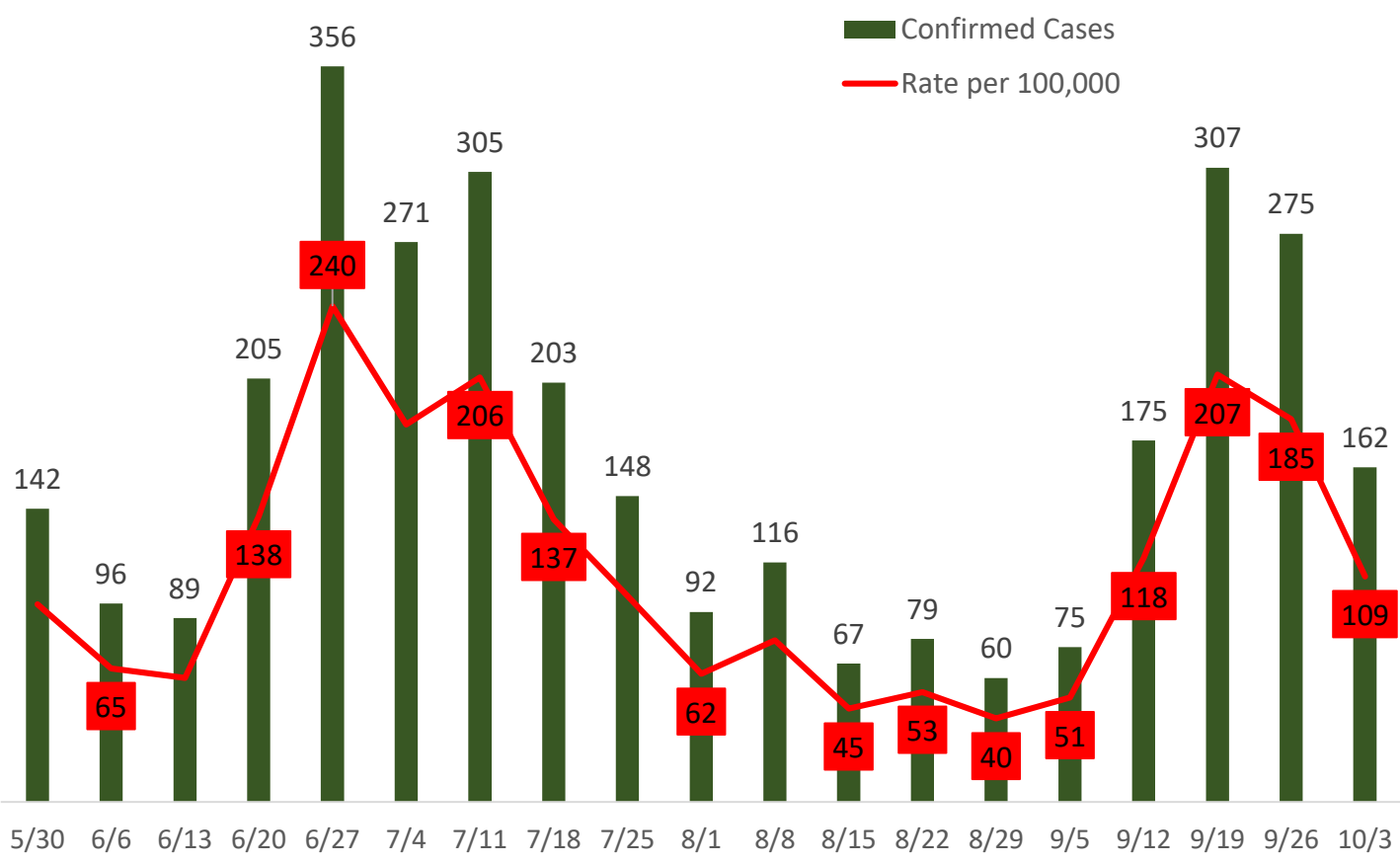
**42,138  
Negative  
Tests**

**46,392  
Total Tests  
Resulted**

**9.2%  
Positivity  
Yield**

**2,867.0 cases per 100,000 Coconino County Residents**  
**vs.**  
**3,107.5 cases per 100,000 Arizona Residents**

## Weekly Case Counts Among Coconino County Residents:



\*Cases reported from 3/15/20-10/03/20

## Age:

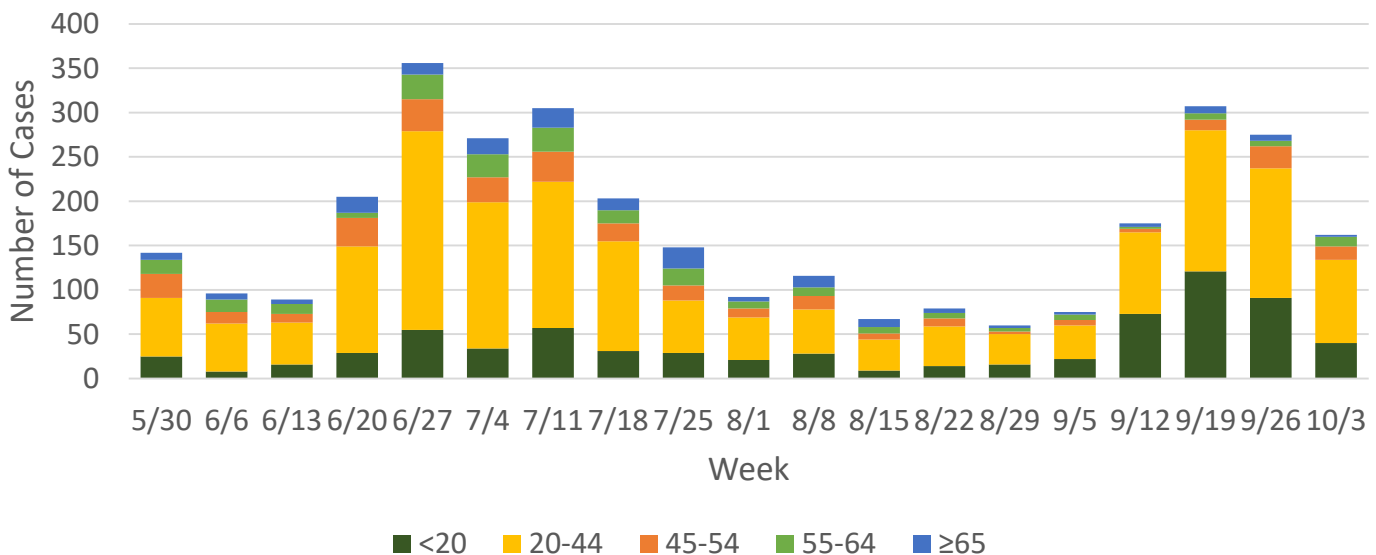
Age	Confirmed Cases	Total Tests	Positivity Yield	Testing Incidence per 100,000	Case Incidence per 100,000
<20 years	810	6,834	8%	15,827.7	1,876.0
20-44 years	2,200	22,249	8%	41,195.1	4,073.4
45-54 years	486	5,800	8%	37,228.5	3,119.5
55-64 years	403	5,732	6%	33,887.4	2,382.5
65+ years	355	5,779	5%	31,410.0	1,929.5

**The median age of Coconino County COVID-19 cases is 29 years old**

### Key Take Away

- The highest positivity yield (8%) was observed among residents aged less than 20 years, 20-44, and 45-54 age groups.
- The highest testing incidence was observed among residents aged 20-44 years (nearly 31% higher than that of 65+ years).
- The highest incidence of COVID-19 was among residents aged 20-44 years (nearly 111% higher than that of 65+ year-olds).

## Age of Confirmed Cases by Week



\*Cases reported from 3/15/20-10/03/20

# COVID-19 Situation Summary\*

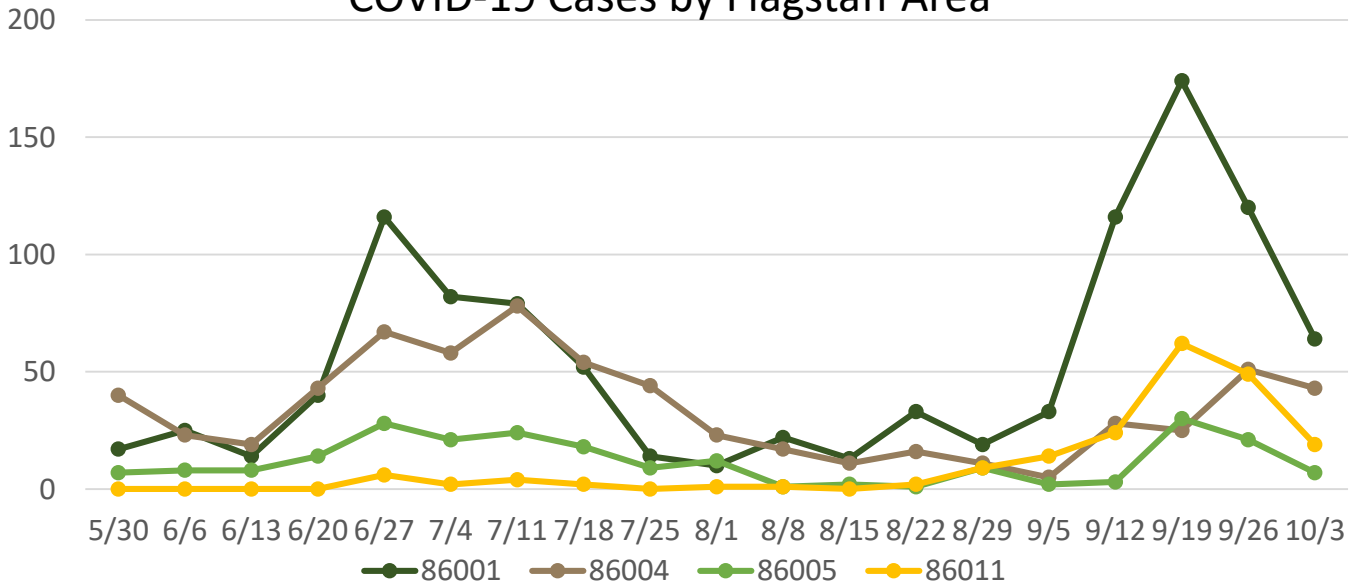
## Location:

Location	Confirmed Cases	Total Tests	Positivity Yield	Testing Incidence per 100,000	Case Incidence per 100,000
Flagstaff	2,394	33,048	5%	43,009.4	3,115.6
Page	311	2,864	13%	36,935.8	4,010.8
Tribal Communities	1,342	7,754	11%	29,843.7	5,165.1
Williams	75	1,248	4%	23,699.2	1,424.2
Grand Canyon	47	523	8%	21,046.3	1,891.3
Other Areas	85	1,343	3%	4,469.2	282.9

### Key Take Away

- The highest positivity yield and COVID-19 incidence was seen among tribal communities.
- The COVID-19 incidence rate in tribal communities was 1.7 times higher than the incidence rate observed in Flagstaff.
- The COVID-19 incidence rate in Page was 1.3 times higher than the incidence rate observed in Flagstaff.

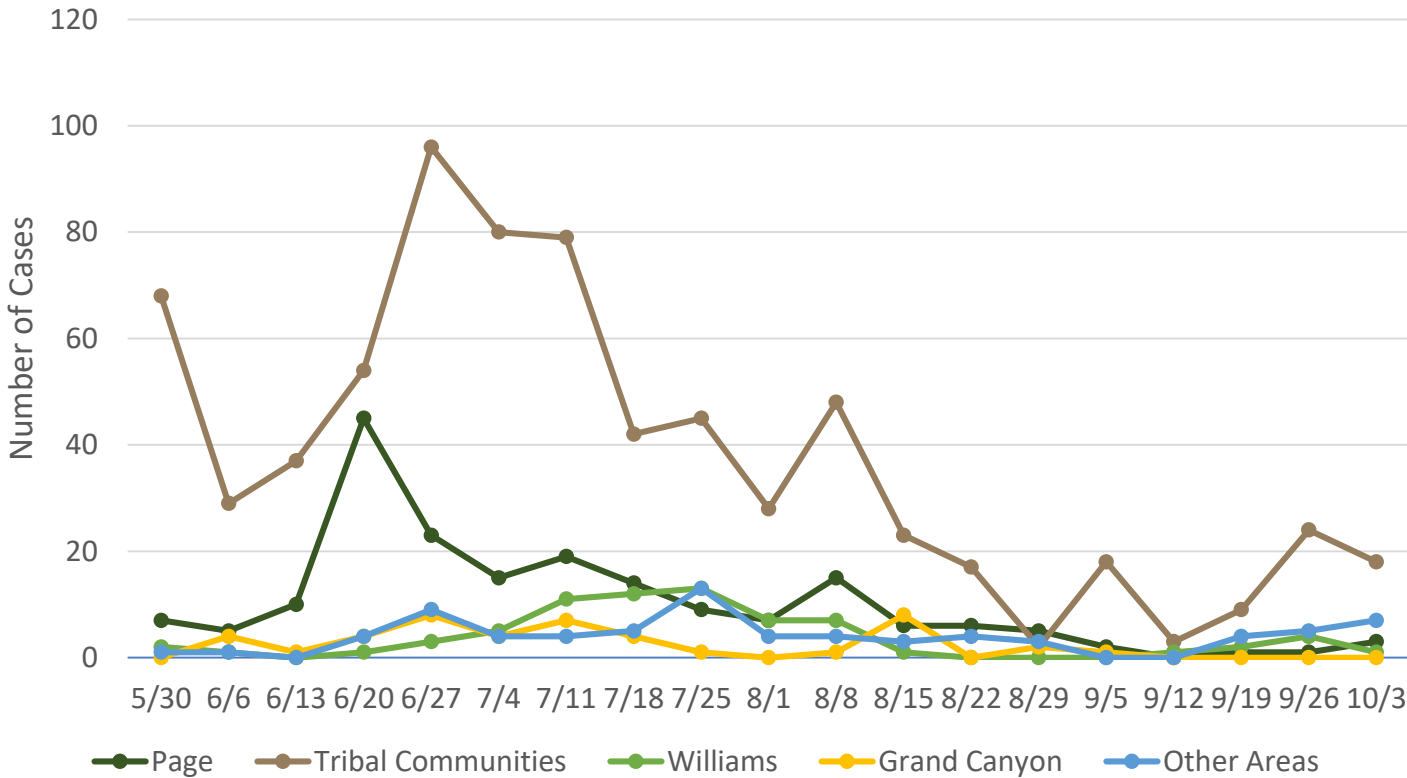
COVID-19 Cases by Flagstaff Area



\*Cases reported from 3/15/20-10/03/20

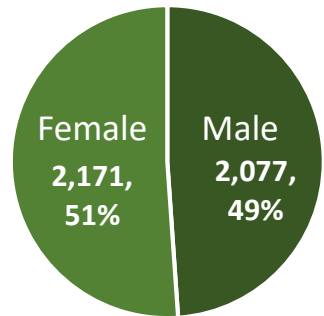
## Location:

### COVID-19 Cases by Other Geographic Area



## Sex:

Sex	Confirmed Cases	Total Tests	Positivity Yield	Case Incidence per 100,000
Female	2,171	24,493	7%	2,880.3
Male	2,077	21,029	7%	2,845.2

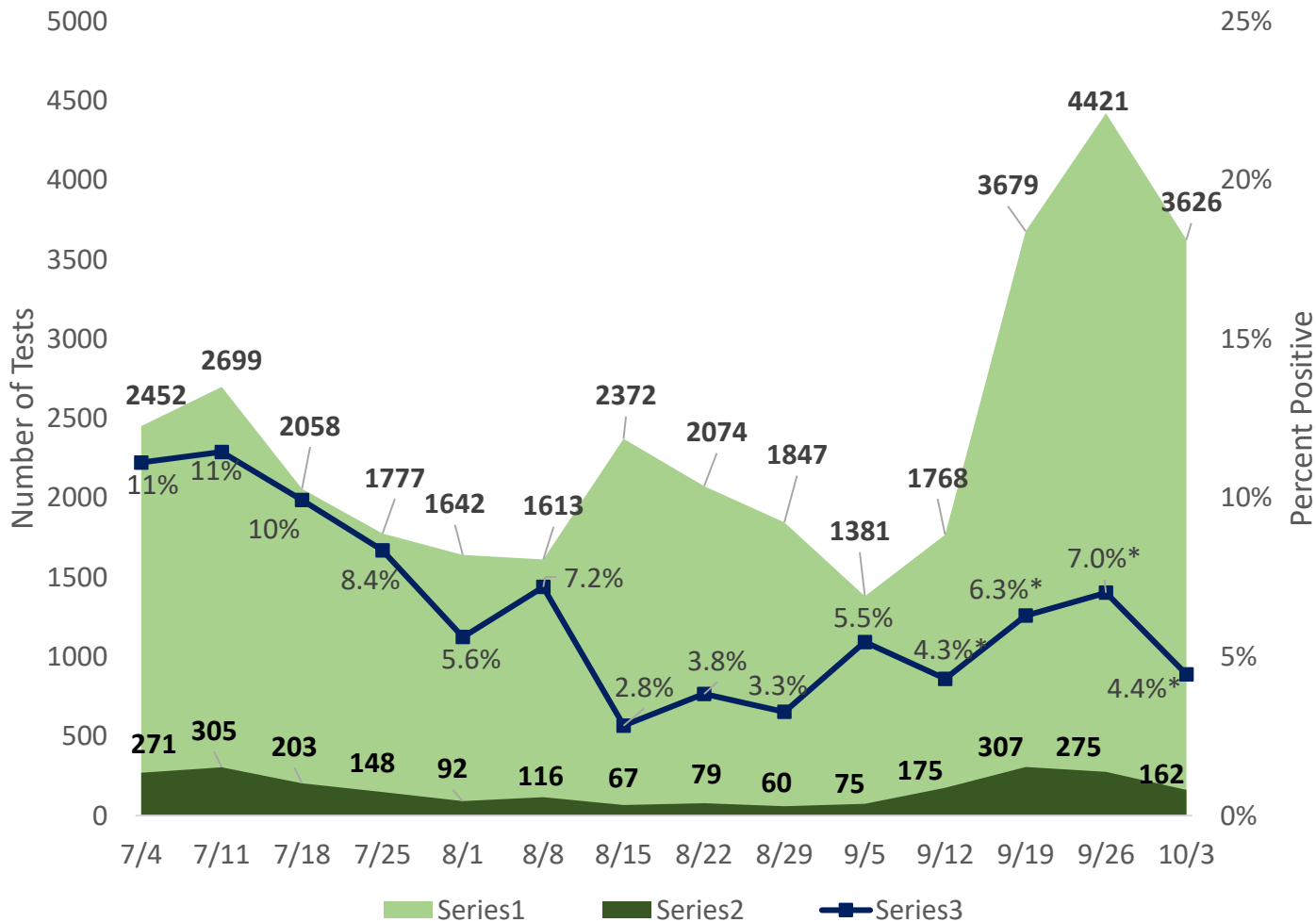


### Key Take Away

- Although females have a slightly higher incidence of COVID-19 compared to males, females had 16% more tests than male residents.
- Male and female residents have equal testing positivity yields.

\*Cases reported from 3/15/20-10/03/20

## COVID-19 TESTING BY WEEK:



\*Percent positivity was calculated using only ELR data due to insufficient reporting.

**Specimen Collection:** Coconino County response team sites have collected a total of **34,202** specimens.

Fort Tuthill: 17,805	CCHHS: 1,308	CCC: 212	NAU: 13,504
Fredonia: 41	Grand Canyon: 119	Williams: 547	Other: 666

**Investigations:** The investigations team interviews Coconino County Residents that test positive for COVID-19. **Investigations completed: 2,239**

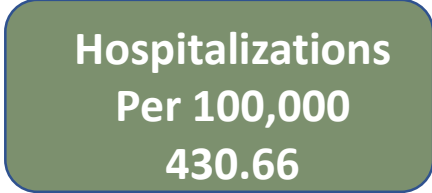
**Monitoring:** The monitoring team contacts confirmed cases/people exposed to confirmed cases to monitor for symptoms, identify needs, and provides assistance as requested.

- **Currently being monitored: 149 (As of 10/03/2020)**
- **Total individuals monitored to date: 2,407**

\*Cases reported from 3/15/20-10/03/20

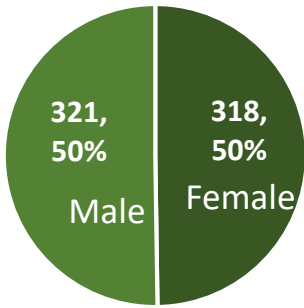
## Hospitalizations

(not all hospitals are currently reporting hospitalization data to Coconino County):

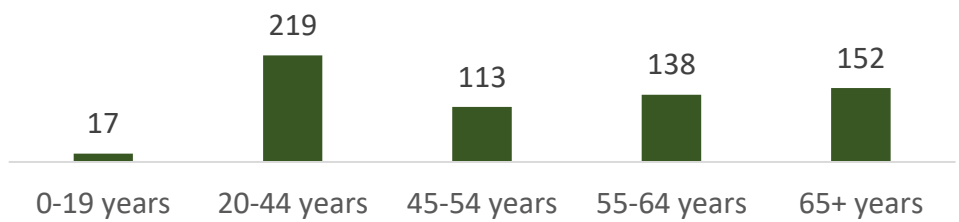


18% of hospitalized residents were in the ICU and 9% were intubated.

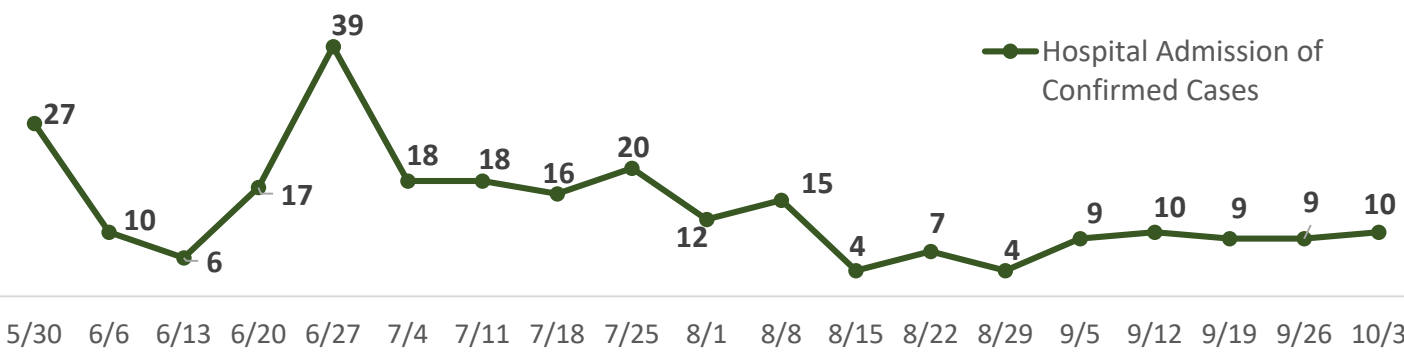
### Sex



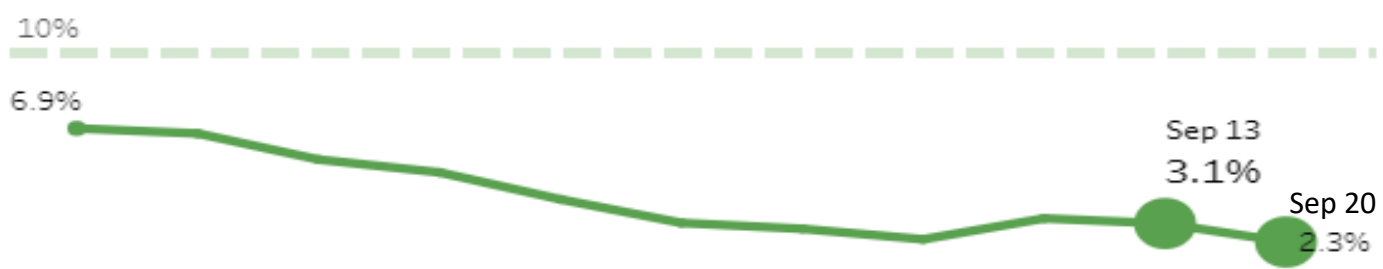
### Hospitalized Coconino COVID-19 Patients by Age



### Weekly Case Counts Among Coconino County Residents:



### Hospital Visits for COVID-Like Illnesses Among Coconino County Residents:

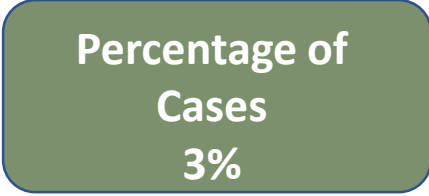


\*Cases reported from 3/15/20-10/03/20

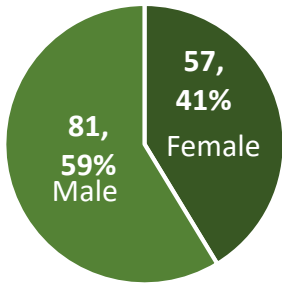
CLI Graph provided by [Arizona Department of Health Services](#)



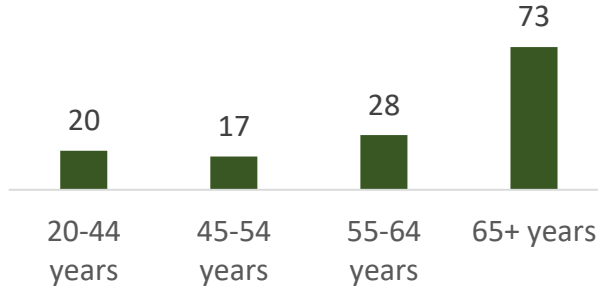
## COVID-19 Related Deaths:



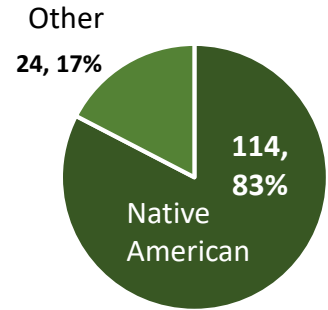
### Sex



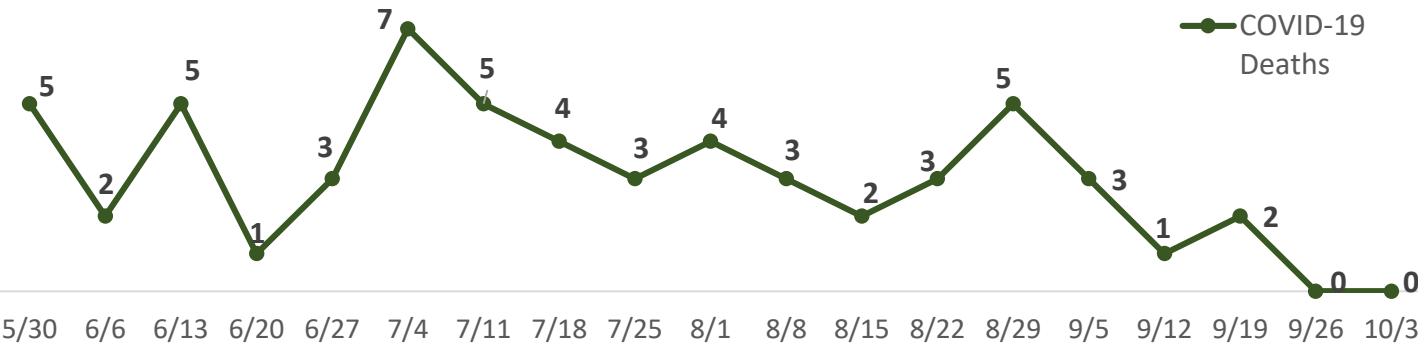
### Coconino COVID-19 Deaths by Age



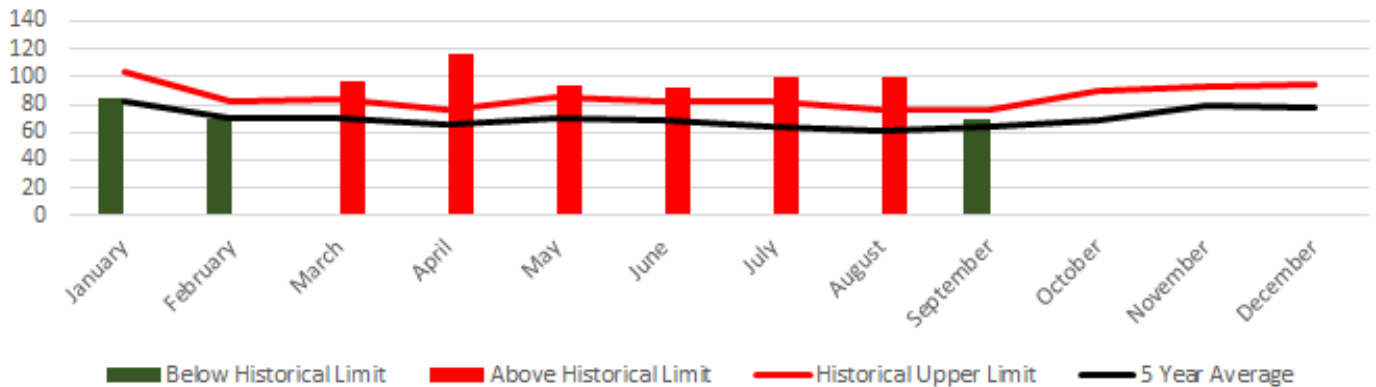
### Race



## Weekly COVID-19 Deaths Among Coconino County Residents:



### 2020 All Deaths Aberration



\*Cases reported from 3/15/20-10/03/20